

Pradhan Mantri Awas Yojana (PMAY-U)



Proposal for New 44 projects under Vertical III & IV

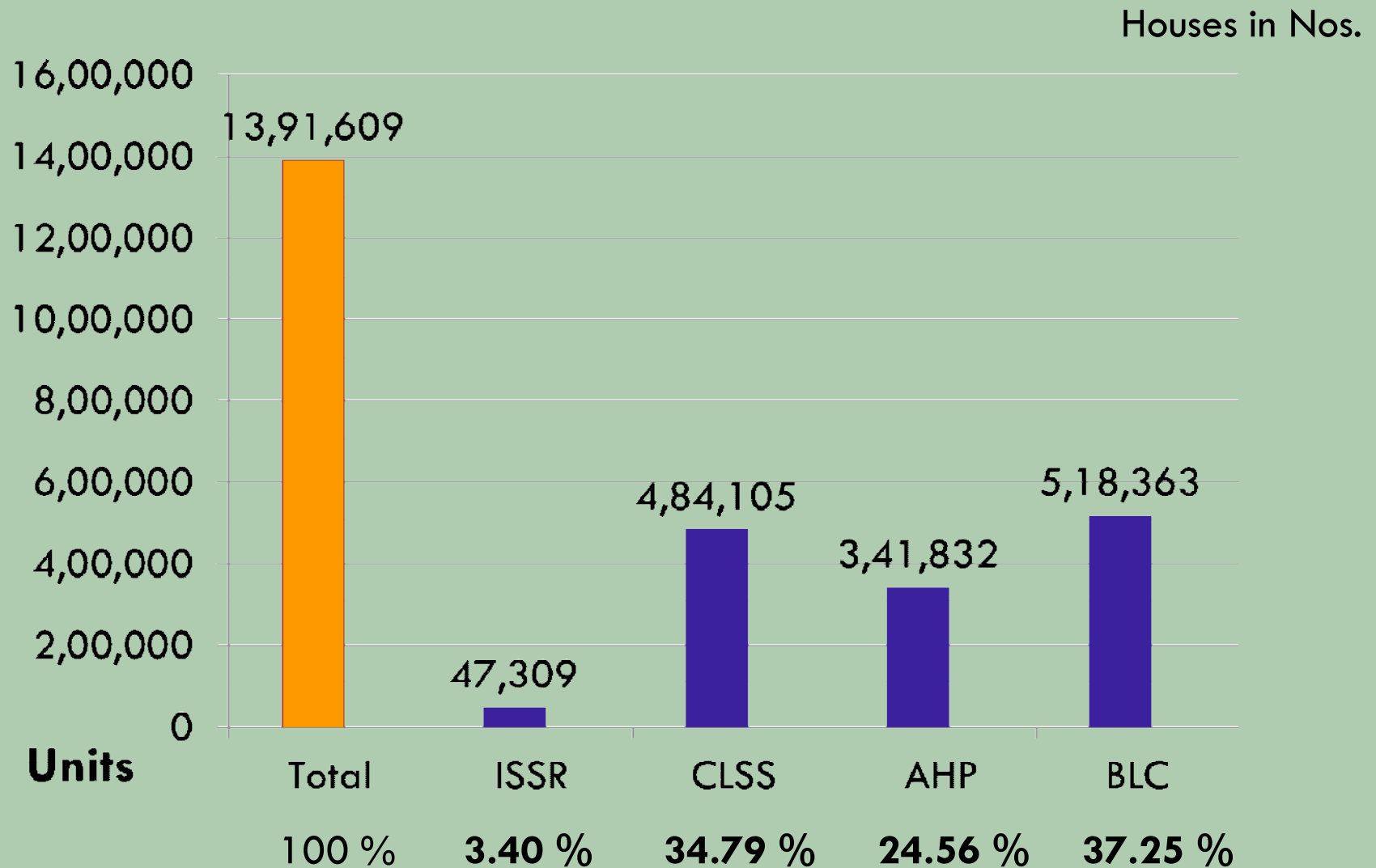
Presented to 43rd CSMC meeting on 25.02.2019



Government of Tamil Nadu

SLNA - Tamil Nadu Slum Clearance Board

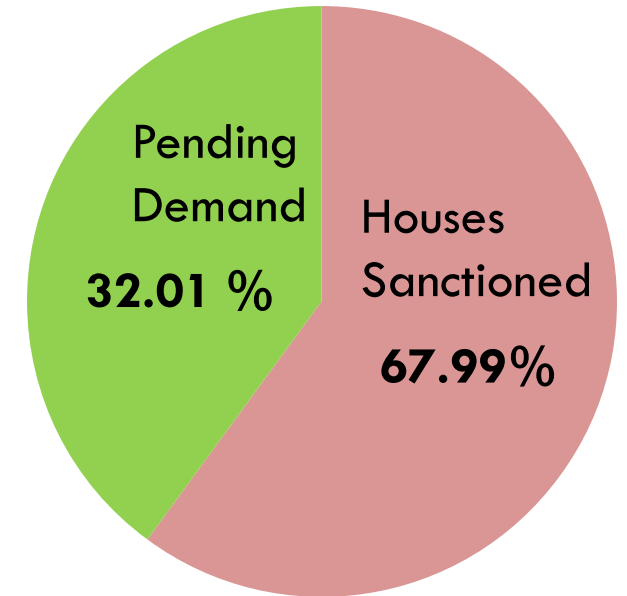
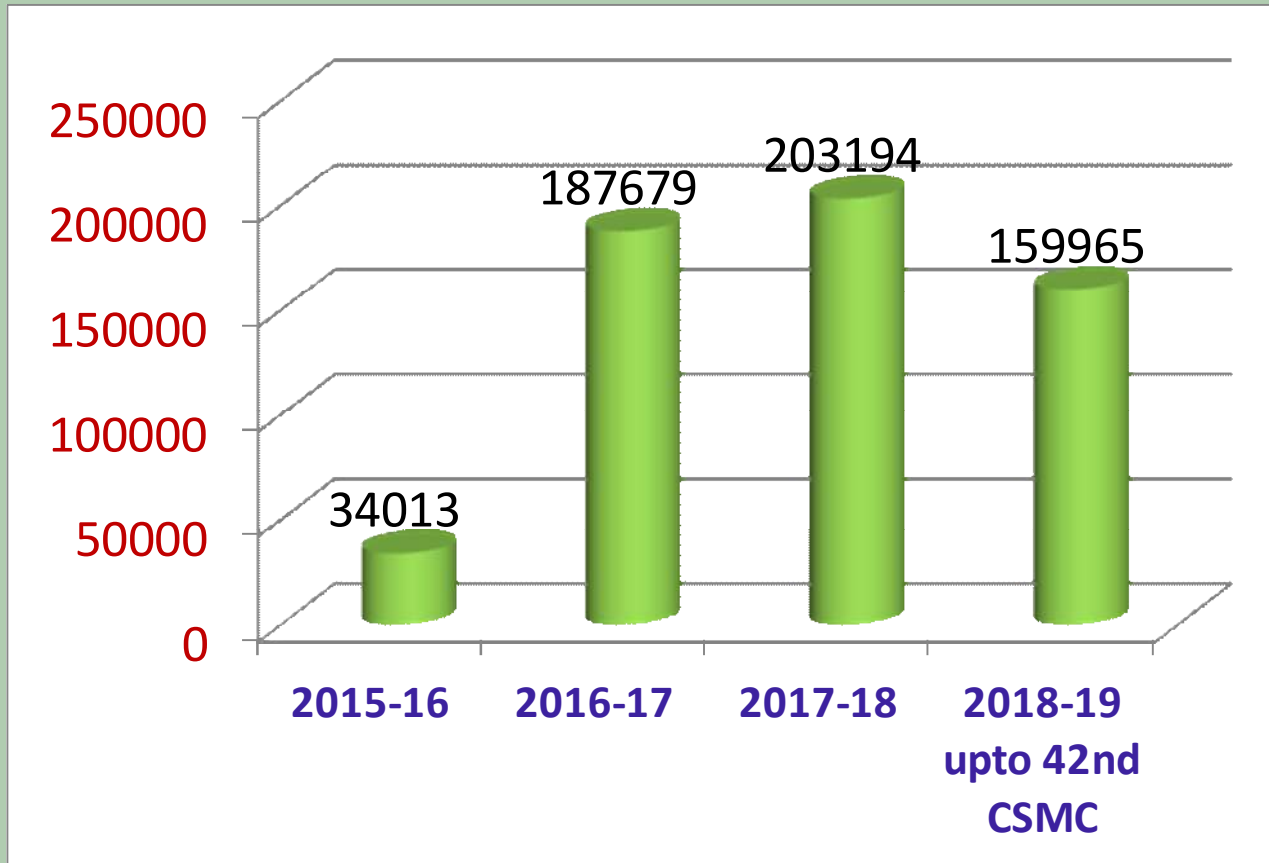
Housing requirement assessed under the Four Verticals in 666 Cities/Towns



- ❖ HFAPoAs for 666 cities /Towns have been submitted to Gol .
- ❖ Approval awaited.

Houses Sanctioned under AHP & BLC

Houses in Nos.



Demand under	
AHP	- 3,41,832
BLC	- 5,18,363
Total	- 8,60,195

Total Units sanctioned under AHP & BLC : 5,84,851

Details of the Projects Approved so far

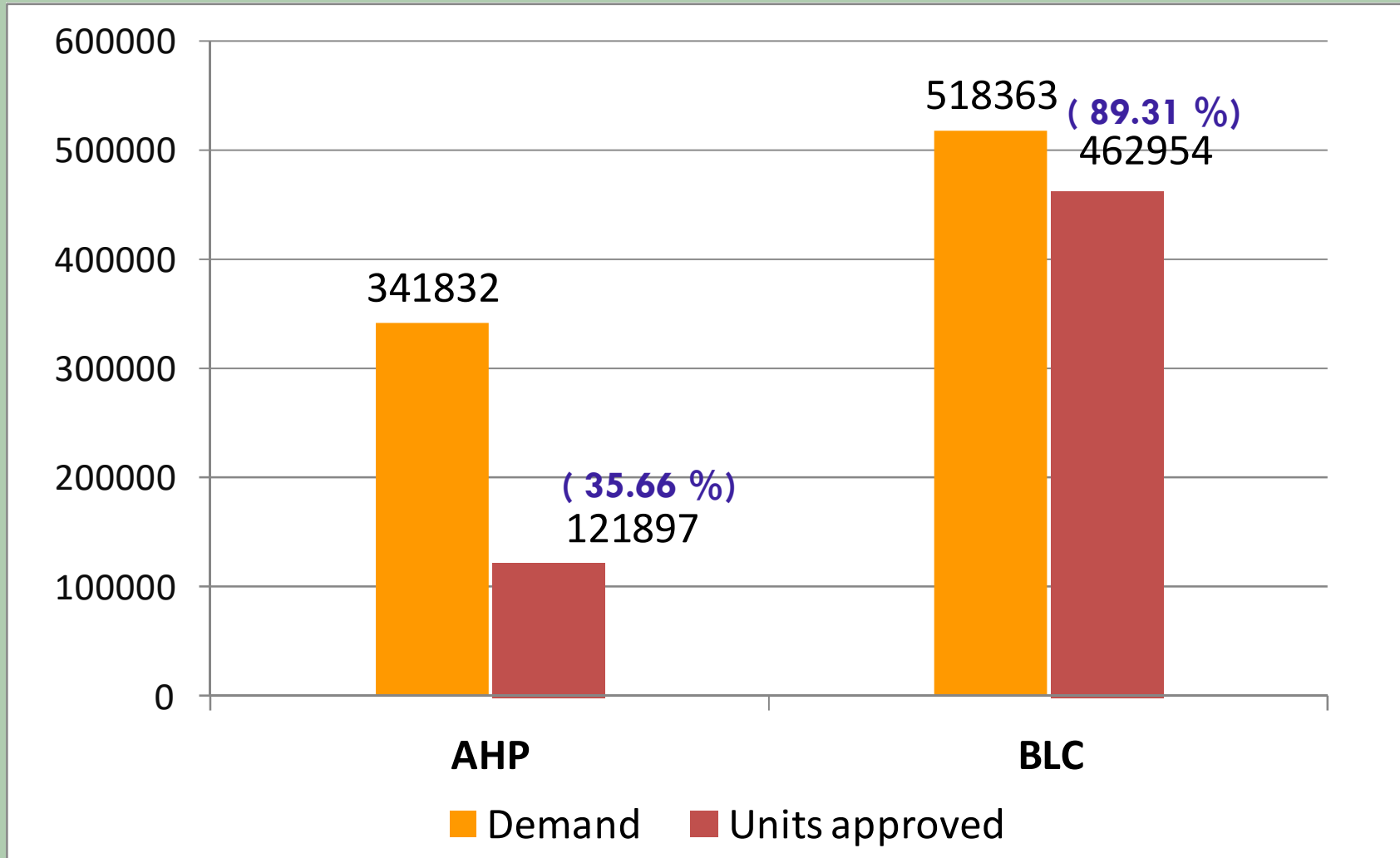
Rs.in Crore

4

Vertical	No of Projects	No. of tenements / houses	Project cost	GOI Grant	GoTn Grant	Institutional share/TDR	Beneficiaries share
AHP	249	121897	12579.12	1828.46	7013.83	430.08	3306.75
BLC	2170	462954	14021.90	6944.31	2777.72	0	4299.87
Total	2419	584851	26601.02	8772.77	9791.55	430.08	7606.62

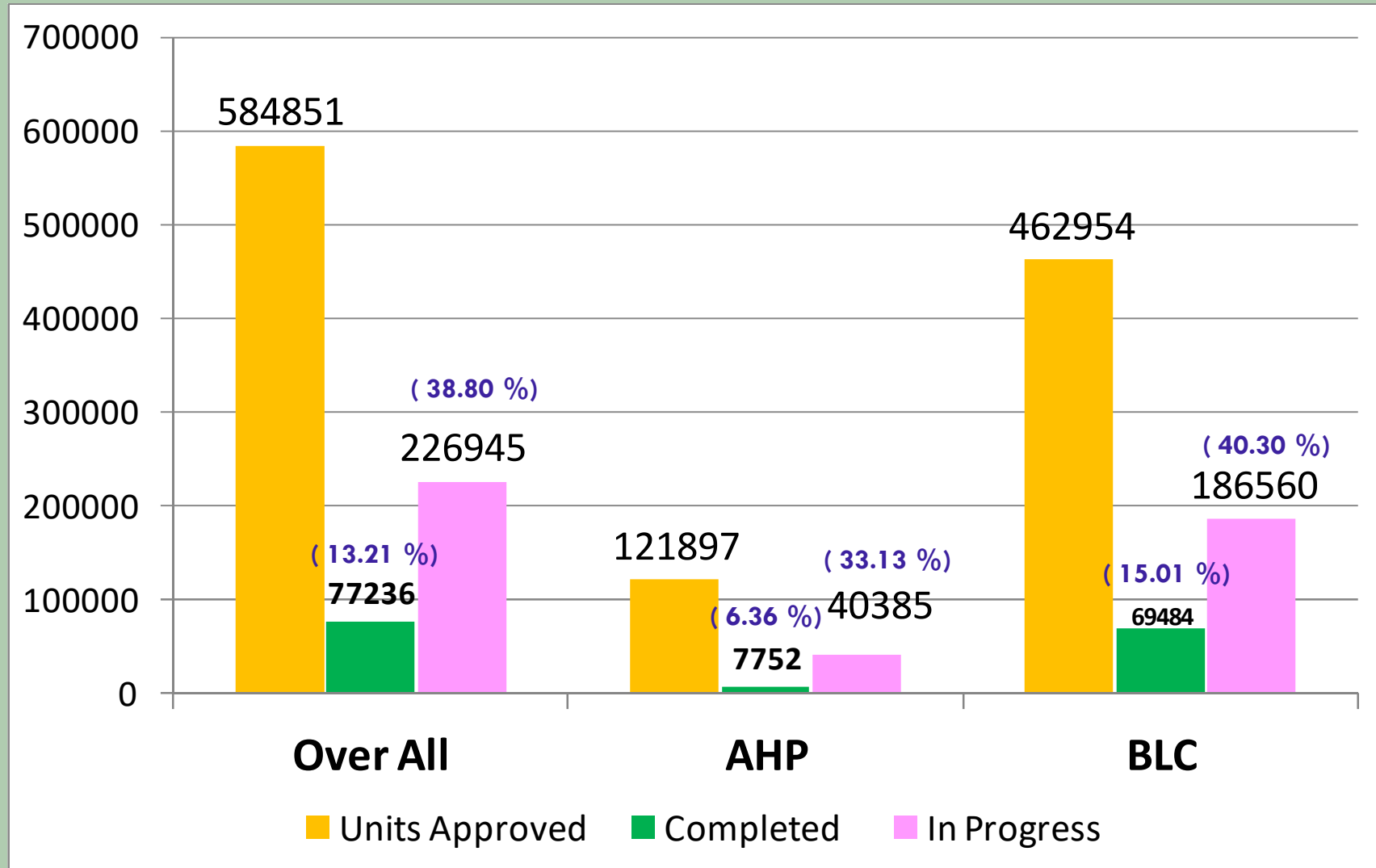
Demand Survey Vs Approval (upto 42nd CSMC)

5



Approval Vs Progress

6



Total Expenditure so far incurred : Rs. 4088.43 Cr

(AHP – Rs.1560.88 Cr & BLC –Rs. 2527.55 Cr)

Physical Progress - AHP PROJECTS

No. Of Projects approved	No. Of Units Approved	Completed	In Progress	Tender / Work Order Stage	Tenders to be called for
249	121897	9,900	32,000	31109	29293

ROAD MAP FOR COMPLETING THE 53,743 HOUSES

- Tenders called for 206 works
- 4.38% of the balance houses (2,356) will be completed March 2019.
- 26.51% of the balance houses (14,250) will be completed April 2019.
- Another 39.07% houses (21,000) will be completed by June 2019.
- By April 2020, 30% of houses (16,137) will be completed.
- For 29,293 DUs tendering will be taken up after May 2019.

Physical Progress - BLC PROJECTS

8

No. Of Projects	No. Of Units	Work order issued	Grounded / In Progress					Completed
			Below Basement	Foundation	Lintel	Roof	Total	
2170	462954	3,28,608	78284	32818	26001	49457	186560	72,701

Road Map for Completion of Balance 1,86,560 units

- By March'19 - 41,000 (22 %)
- By April'19 - 30,000 (16 %)
- By June'19 - 30,000 (16%)
- By July'19 - 50,000 (27%)
- Balance houses 35,560 (19%), will be completed by August'19

Status of MIS Entries

Indicators		Current Status (No.)				
Survey entry made in PMAY-MIS by ULBs (Door to door survey)		85.04 % (7,58,321 / 8,91,682) (Achieved / Target)				
Survey Entry (ULBs + CSC+ Online) Approved in PMAY MIS (%)	Vertical	ISSR	CLSS	AHP	BLC	Total
	Entry	3,17,488	3,60,479	5,02,164	7,07,192	18,87,323
	Validated	20,425	3,61,971	3,64,454	5,40,236	12,87,086
No of Projects approved:		2419 (AHP -249 , BLC -2170)				
No of Projects entered (7A/B/C/D)		2419 (AHP -212 , BLC -2142)				
No of Dwelling Units approved		AHP	BLC	Total		
		121,897	4,62,954	5,84,851		
Beneficiaries attached (4B form)		29,454 (24.16 %)	3,86,756 (83.54 %)	4,16,210 (71.16 %)		
Houses Geo-tagged		71,796 (60%)	2,61,965 (56.58 %)	3,33,761 (57.06%)		
Aadhaar seeded		29,198 (23.95 %)	3,74,847 (80.96 %)	4,04,045 (69.08%)		

Details of UCs submitted

(Rs. In Lakhs)

Sl. No	Vertical	No of Projects	No. of units	Project cost	Gol total Grant	Gol 1st Installment share	Gol 1st installment Released	UC submitted against 1 st installment Release	Status of 2 nd Installment by Gol	
									Sanctioned in CSMC, yet to be released	To be sanctioned /released
1	AHP	249	121897	1257911.70	182845.50	73138.20	35317.17	11858.06	2860.80	9165.60
2.	BLC	2170	462954	1402190.10	694431.00	277772.40	190102.78	92408.32	6000.00	157307.40
Total		2419	584851	2660101.80	877276.50	350910.60	225419.95	104266.38	8860.80	166473.00

PROGRESS OF VERTICAL – II (CLSS)

11

Indicators	Current Status (No.)
Total Demand of CLSS	ULB : 2,01,164 CSC : 2,45,986 Online : 36955 } 4,84,105
Total no of Loans Sanctioned	15684 (NHB – 15545 , HUDCO - 139)
Loan Amount	Rs. 3571.89 Cr (NHB – 3550.57 Cr , HUDCO – 21.32 Cr)
Disbursed Amount	Rs. 2418.96 Cr (NHB – 2402.90 Cr , HUDCO – 16.06 Cr)
Subsidy Amount	Rs.310.11 Cr (NHB –307.38 Cr , HUDCO – 2.73 Cr)

BRIEF OF PROJECT PROPOSALS FOR 43RD CSMC

(Rs. Lakhs)

Sl. No	Component	No. of Projects	No of units	Project cost	GoI Share	GoTN Share	Beneficiary Share
1	Vertical IV - BLC	34	4798	14394.00	7197.00	2878.80	4318.20
2	Vertical III - AHP	10	7376	81196.33	11064.00	51632.00	18500.33
Total (BLC + AHP)		44	12174	95590.33	18261.00	54510.80	22818.53

Verticals	Unit Cost	Central Share	State Share	Beneficiary Share /Cross Subsidy	Completion Time
AHP	8.96-13.49	1.5	7.00	0.45-4.99	1.5 years
BLC	3.00	1.5	0.60	0.90	1 years

Beneficiaries Curtailment and Revised DPRs submitted for approval

1.Revised Cum Curtailment DPRs

Component	No. of Projects	No. of units approved in Various CSMC	No. of Beneficiaries Revised	No. of Beneficiaries to Curtail (Deletion)
Vertical IV (BLC)	195	98919	47566	51353

2. Modification DPR

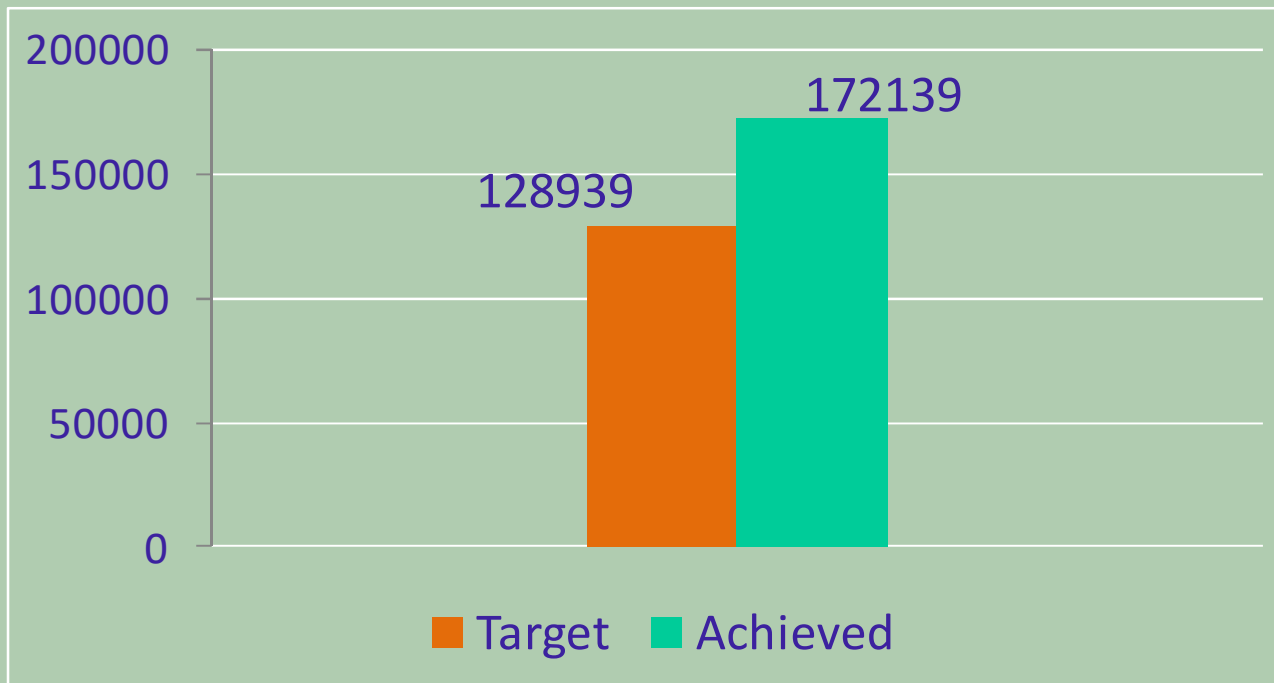
Component	No. of Project	Project Cost Rs. in lakh	No. of units approved in CSMC	No. of Beneficiaries to Modify
Vertical III (AHP)	1	2112.00	256	11
Vertical IV (BLC)	Vertical IV (BLC)	32	7346	2200

Prominent Reasons for Curtailment :

- 1.Ineligible Beneficiary after verification
- 2.Possession of land not in their Name
- 3.Land Dispute
- 4.Unwillingness
- 5.Valid land document not found
- 6.Duplication

Target units for 2018-19 as per AIP

Vertical	Target	Achieved	Now Proposed	Total Achievement	Balance to be Proposed
AHP	53,741	63,176	7,376	70,552	0
BLC	75,198	96,789	4,798	1,01,,587	0
Total	1,28,939	1,59,965	12,174	1,72,139	0



Glimpse of Progress
Photographs of AHP in
Tamil Nadu

AHP - KOVAIPUDUR

COIMBATORE

No. of Unit : 672 Project Cost : 5641.02 Lakh



THIRU.VI.KA NAGAR

COIMBATORE

No. of Unit : 256 Project Cost : 2058.73 Lakh



Kottagoundampatty - Salem

No of Unit : 216 Project Cost : 1795.00 Lakh



Namakkal –Phase III

No. of Unit : 960 Project Cost : 7606.00 Lakh



Namakkal – Nagarajapuram

AHP Project

No. of Unit : 240 Project Cost : 1954.00 Lakh



Nagamangalam MGR Nagar -Trichy

AHP Projects

Unit: 512 Project Cost : 3701.00 Lakh



Pillayarpatti-Thanjavur

AHP Projects

No. of Unit: 256 Project Cost : 1948.00 Lakh



KULAVAIMEDU- VELLORE
AHP Project

No. of Unit: 192 Project Cost : 1590.23



VEERAPANDI
TIRUPPUR

No. of Unit: 1280 Project Cost : 9611.42



Indira Gandhi Kuppam - Chennai
AHP Projects

No. of Unit : 128 Project Cost :1090.00 Lakh



Dhobikana – Chennai
AHP Projects

No. of Unit : 128 Project Cost : 1021.00 Lakh





POONGA NAGAR – MADURAI AHP Projects

No. of Unit: 76 Project Cost : 502.39



Sambathottam- Nagapattinam
AHP Projects

No. of Unit: 336 Project Cost : 2602.36 Lakh



Erode - Bhavani Road Phase I

No. Of Unit: 448 Project Cost :3546.77 Lakh



Pudukottai - Narimedu

No. Of Unit: 1920 Project Cost :15058.14 Lakh

30

Construction of 1920 Tenements at Narimedu in Pudukkottai under HFA (AHP)



Construction of 1920 Tenements at Narimedu in Pudukkottai under HFA (AHP)



Construction of 1920 Tenements at Narimedu in Pudukkottai Under HFA (AHP)



Construction of 1920 Tenements at Narimedu in Pudukkottai under HFA (AHP)



BHARATHI NAGAR
TIRUPPUR

No. of Unit: 288 Project Cost : 2257.00 Lakh



JJ NAGAR

UDUMALAIPETTAI

Unit: 320 Project Cost : 2626.00 Lakh



PRAKASAPURAM KETHI TP

No. Of Unit: 172 Project Cost :1868.00 Lakh



Namakkal –Phase IV

AHP Projects

No.of Unit : 192 Project Cost : 1557.00 Lakh



Kilkathirpur – Kancheepuram

No. of Unit : 2112 Project Cost :19008.00 Lakh



Trichy - Vannarapettai

No. Of Unit : 384, Project Cost : 3159.38 Lakh



Chennai - Manali New Town Phase 1

No.of Unit : 288 ;
Project Cost : 3168.00 Lakh



Chennai - KP Park

No. Of Unit : 864

Project Cost : 7128.00



Chennai - Thailavaram

No. Of Unit : 480 Project Cost : 3951.58



Madurai - Rajakkur Ph II

No. of Unit : 1088, Project Cost : 8975.00



Karur - Nehru Nagar

No. Of Unit : 640

Project Cost : 5550.00 Lakh

Construction of 640 tenements with Development works in Nehru Nagar, Thoranakkalpatty in Karur Municipality and District under HFA-PMAY-AHP.



Sanapiratty- Karur

AHP Project

No Unit : 192 Project Cost : 1608.28 Lakh

Construction of 192 tenements with Development works at Sanapiratty Phase I&II in Karur Municipality and District under HFA-PMAY-AHP



Anjugramam – Paraikangal Colony

No. of Unit : 480 Project Cost : 3624.00 Lakh



Kovilpatti- TNHB Land Bank Ph II

44

No. of Unit : 92 Project Cost : 800.00 Lakh



Kovilpatti- TNHB Land Bank Ph II

No. of Unit : 120 Project Cost : 1025.00 Lakh

45



Moolakothalam – phase 1

No. of Unit 648

Project Cost : 8424.00 Lakh



Moolakothalam – phase 2

No. of Unit : 396

Project Cost : 5405.00 Lakh



Gowthamapuram - Chennai

No. of Unit : 840

Project Cost : 11180.00 Lakh



**Glimpse of Photographs of
Completed Houses Under
BLC in Tamil Nadu**

Chennai



Sathyamangalam



Photos of BLC projects : Completed TIRUNELVELI DISTRICT



TIRUNELVELI DISTRICT

53



VIRUDHUNAGAR DISTRICT

54



338038025731800015 - Solaiyappan



VIRUDHUNAGAR DISTRICT

55



THOOTHUKUDI DISTRICT

56



THOOTHUKUDI DISTRICT

57



KANYAKUMARI DISTRICT

58



KANYAKUMARI DISTRICT

59



HFA -BLC Kodaikanal



HFA -BLC COIMBATORE







POLLACHI BLC

64



TIRUPPUR
BLC

65



UDUMALAIPETTAI BLC

66





THANK YOU